

# Care Management PCMH Committee

Person-Centered Medical Home  
Program Update  
January 10, 2024



# PCMH Program Status

As of December 31, 2023

PCMH Program Participants		Sites		Providers	
11/30/23	12/31/23	11/30/23	12/31/23	11/30/23	12/31/23
126	126	573	572	2,446	2,453

<b>96</b> PCMH Approved Practices  NCQA Sustained Recognition	<b>22</b> Glide Path Practices  Working Towards NCQA Recognition	<b>1</b> Glide Path Renewal Practices  Working towards NCQA Renewal Recognition	<b>16</b> PCMH Accredited Practices  Includes FQHCs
---	---	--	--

*Note: 8 Practices have sites in both PCMH & Glide Path Programs & 1 Practice has sites in both PCMH & Glide Path Renewal*

# PCMH Approved Practices

## PCMH Approved Practices

11/30/23

**95**

12/31/23

**96**

New Approved Practices: 0

Completed Glide Path: 1

Termed Practices: 0

## PCMH Approved Sites

11/30/23

**383**

12/31/23

**383**

New Approved Sites: 1

Completed Glide Path: 1

Sites Termed: 2

## PCMH Approved Providers

11/30/23

**1,749**

12/31/23

**1,761**

Completed Glide Path: 5

Providers Added: 22

Providers Termed: 15

Went to Glide Path Renewal: 0

# PCMH Adult & Pediatric Practices

**96** PCMH Approved  
Practices

**383**  
PCMH Approved Sites

**33** Internal  
Medicine  
PCMH  
Practices  
with **175** Sites

**24** Family  
Medicine  
PCMH  
Practices  
with **105** Sites

**58** Pediatric  
PCMH  
Practices  
with **102** Sites

**1** Geriatric  
PCMH  
Practice  
with **1** Site

*This data reflects current information through December 31, 2023*

*Note: 8 Practices have sites in 3 of the 4 categories & 4 Practices have sites in 2 of the 4 categories.  
Sites are counted once.*

# PCMH Glide Path Practices

## Glide Path Practices

11/30/23

**23**

12/31/23

**22**

New Practices: 0

Completed Glide Path: 1

Practices Termed: 0

**1**

## Glide Path Renewal Practice

Completed Glide Path Renewal: 0

## Glide Path Sites

11/30/23

**47**

12/31/23

**46**

New Practice Sites: 0

Completed Glide Path: 1

Sites Termed: 0

## Glide Path Providers

11/30/23

**109**

12/31/23

**104**

New Providers: 0

Completed Glide Path: 5

Providers Added: 0

Providers Termed: 0

**1 Site**  
**1 Provider**

Sites Completed Glide Path Renewal: 0

Providers Completed Glide Path Renewal: 0

# PCMH Accredited Program Participants

Federally Qualified Health Centers (FQHCs) and FQHC look-alikes are program participants\*

## PCMH Accredited Participants

11/30/23

**16**

12/31/23

**16**

No Change

## PCMH Accredited Sites

11/30/23

**142**

12/31/23

**142**

Sites Added: 0

Sites Terminated: 0

## PCMH Accredited Providers

11/30/23

**587**

12/31/23

**587**

Providers Added: 4

Providers Terminated: 4

\*Federally Qualified Health Centers (FQHCs) and FQHC look-alikes are PCMH program participants if they are pursuing and/or have obtained the Joint Commission Ambulatory Care accreditation with Primary Care Medical Home certification as well as NCQA recognition.



# PCMH CY2023 Program Recruitment

## Recruitment as of December 31, 2023

- **40 Practice Sites**
  - 9 New Practice Sites
  - 31 New Sites from Current PCMH Practices
- **84 Providers**
  - 20 From New Practice Sites
  - 64 From New Sites from Current PCMH Practices

## Practice Recruitment Opportunities

**9 Practice Sites**

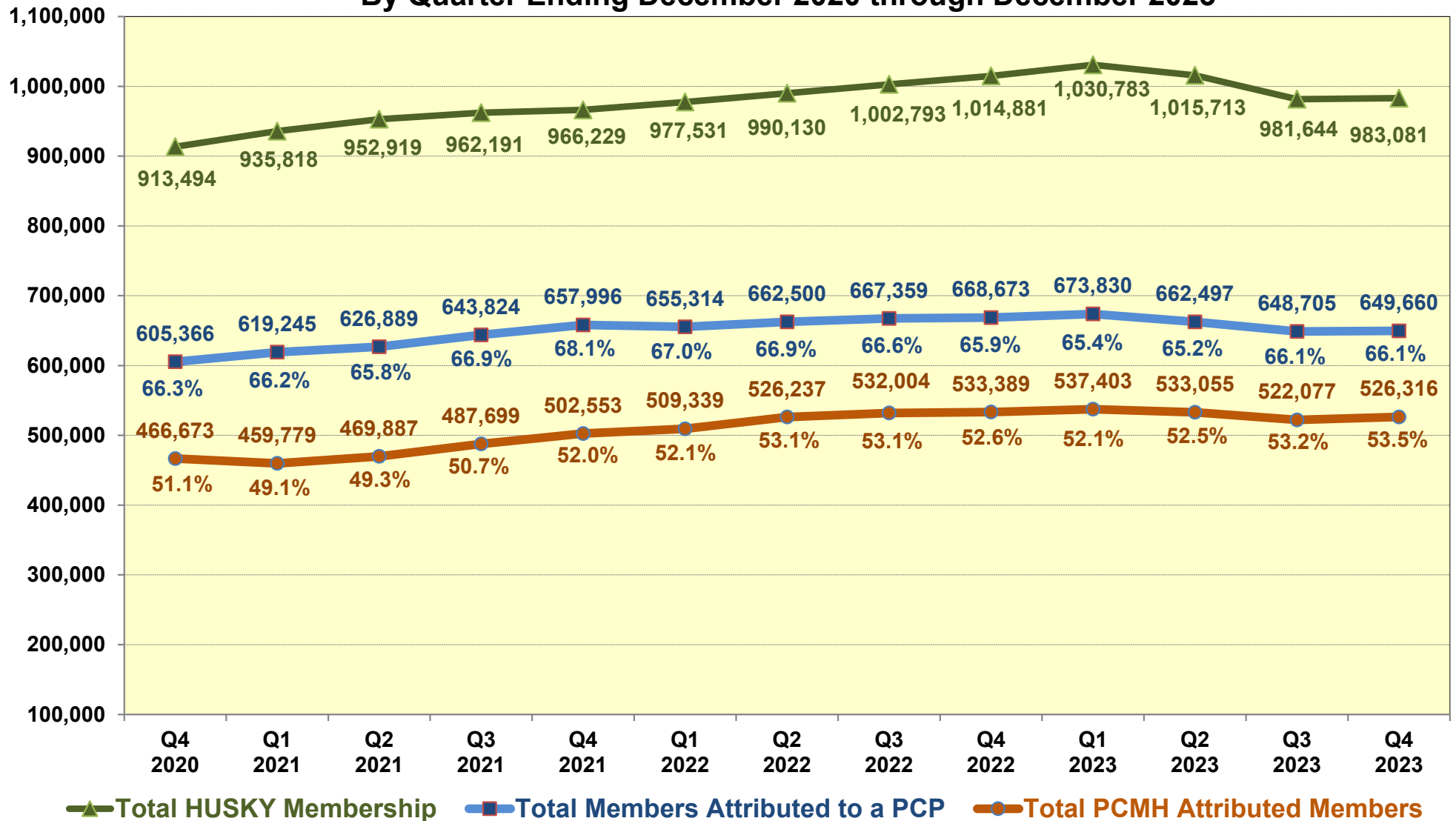
**19 Providers**

These are eligible primary care practices that are most likely to enroll in the PCMH program in 2024.

# PCMH Program Member Attribution

Summary of Total HUSKY Membership, Total Members Attributed to a PCP  
and Total PCMH Attributed Members

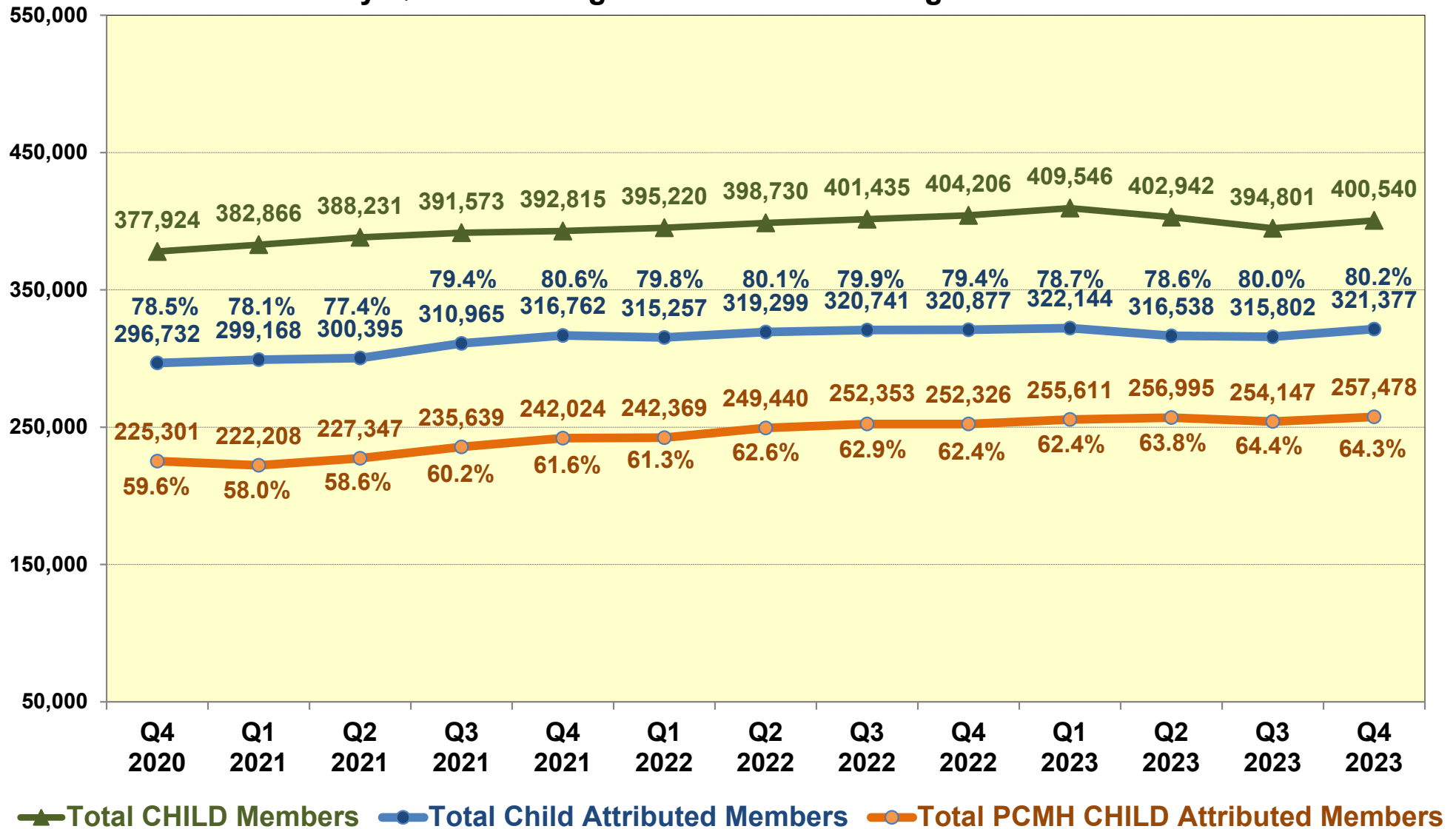
By Quarter Ending December 2020 through December 2023





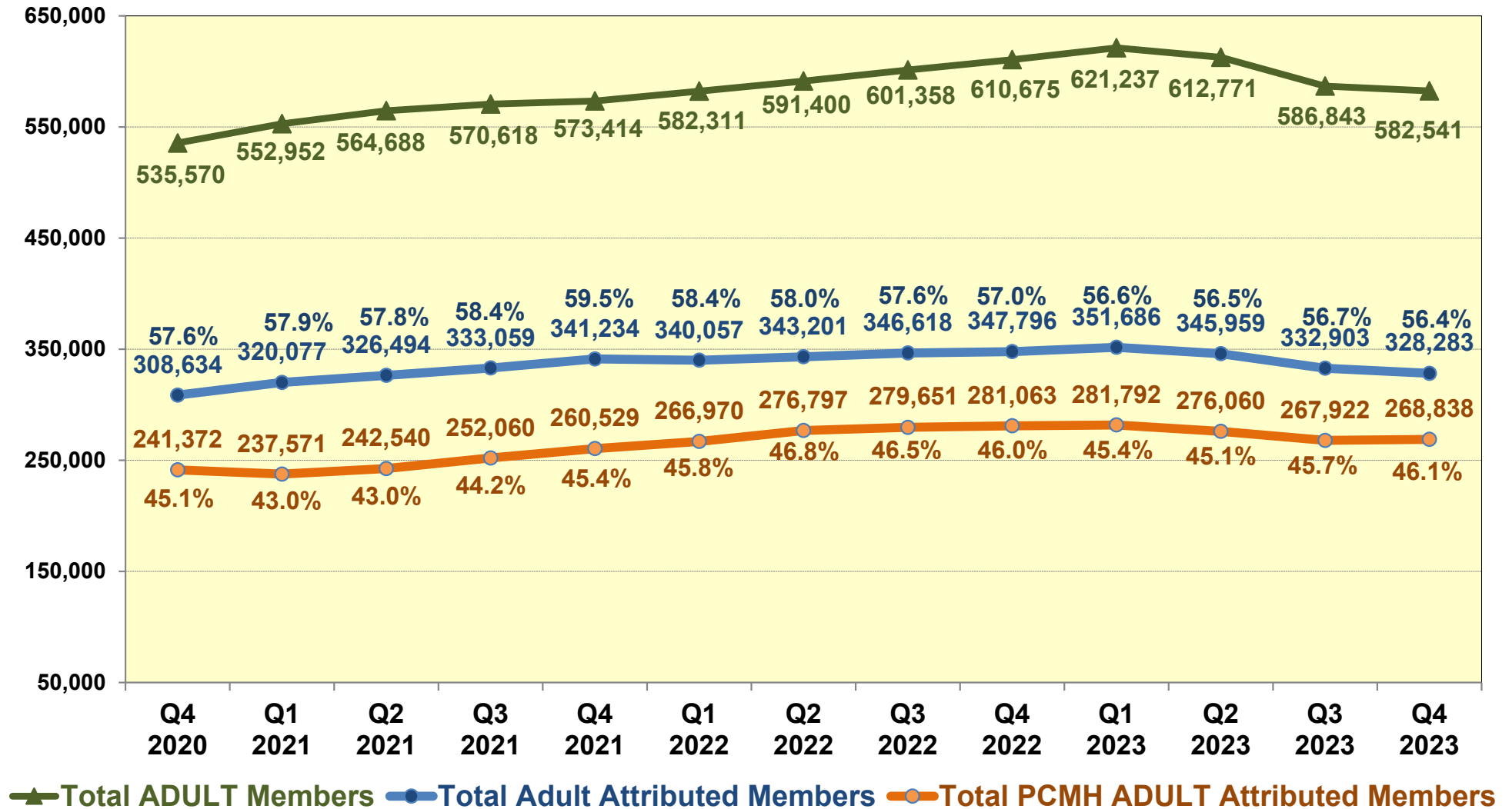
# PCMH Program CHILD Member Attribution

Comparison of Total CHILD Members, Total CHILD Attributed Members,  
and Total PCMH CHILD Attributed Members  
By Quarter Ending December 2020 through December 2023

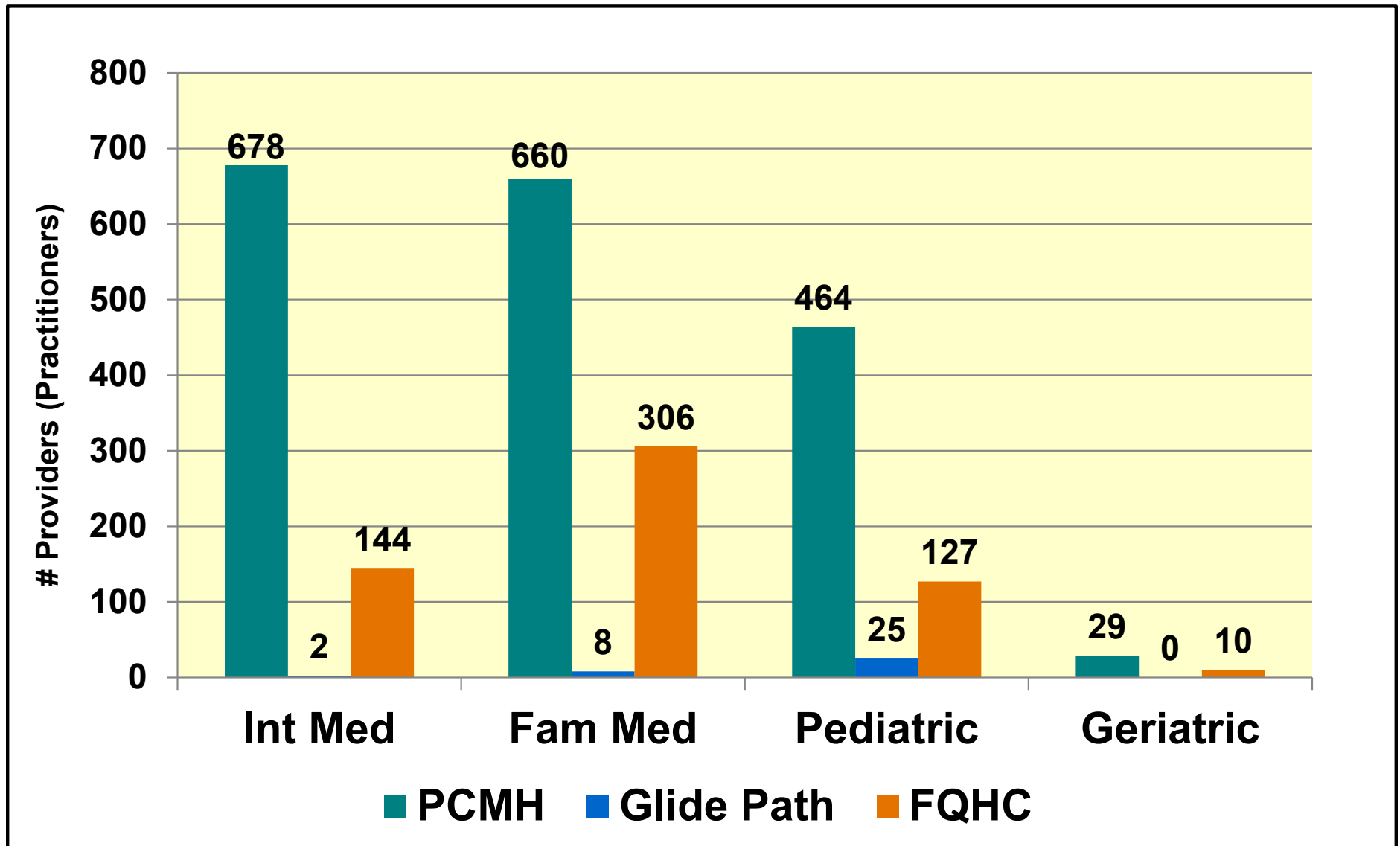


# PCMH Program ADULT Member Attribution

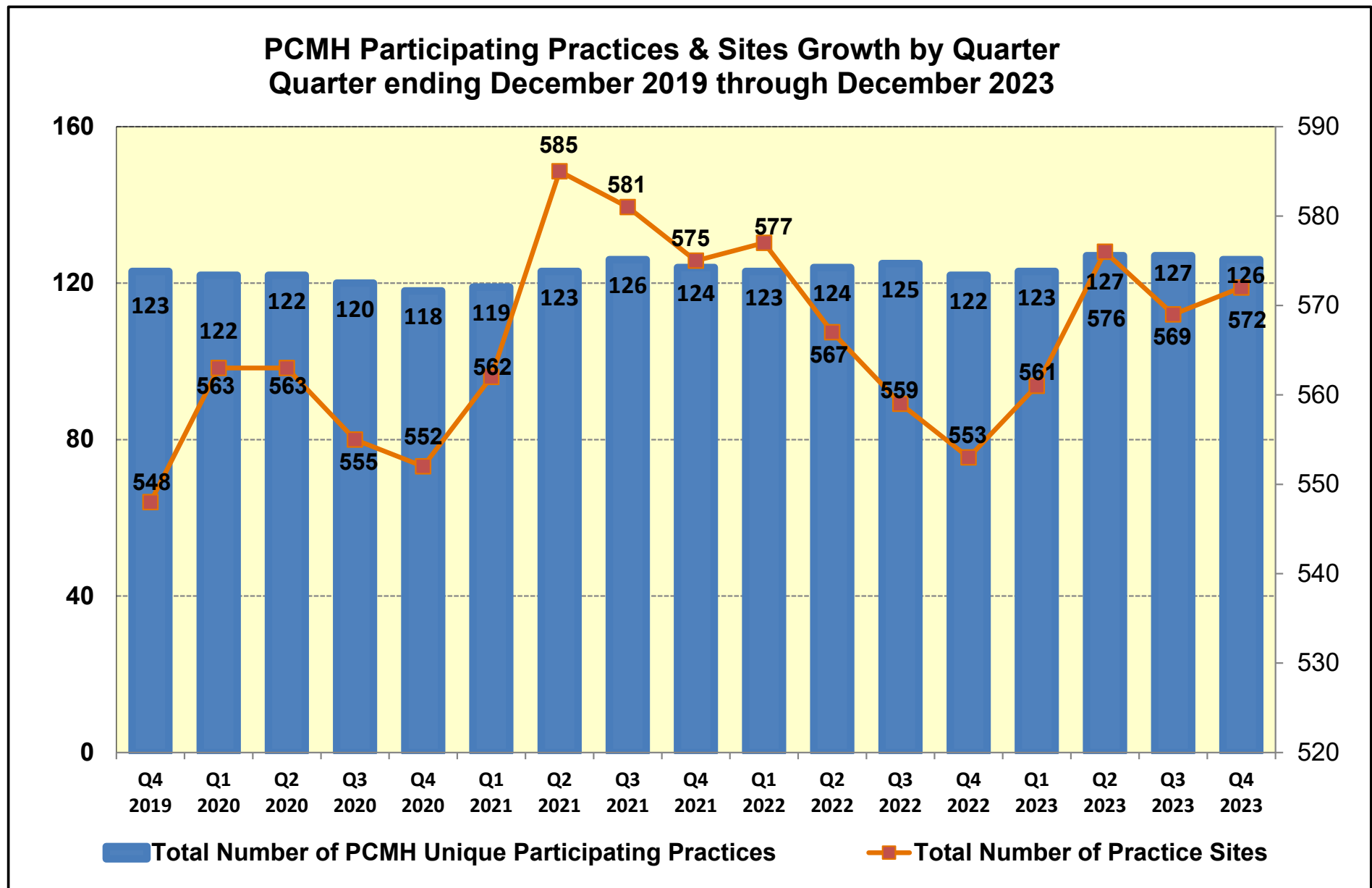
Comparison of Total ADULT Members, Total ADULT Attributed Members,  
and Total PCMH ADULT Attributed Members  
By Quarter Ending December 2020 through December 2023



# Provider Specialty by PCMH Program Participation as of December 31, 2023

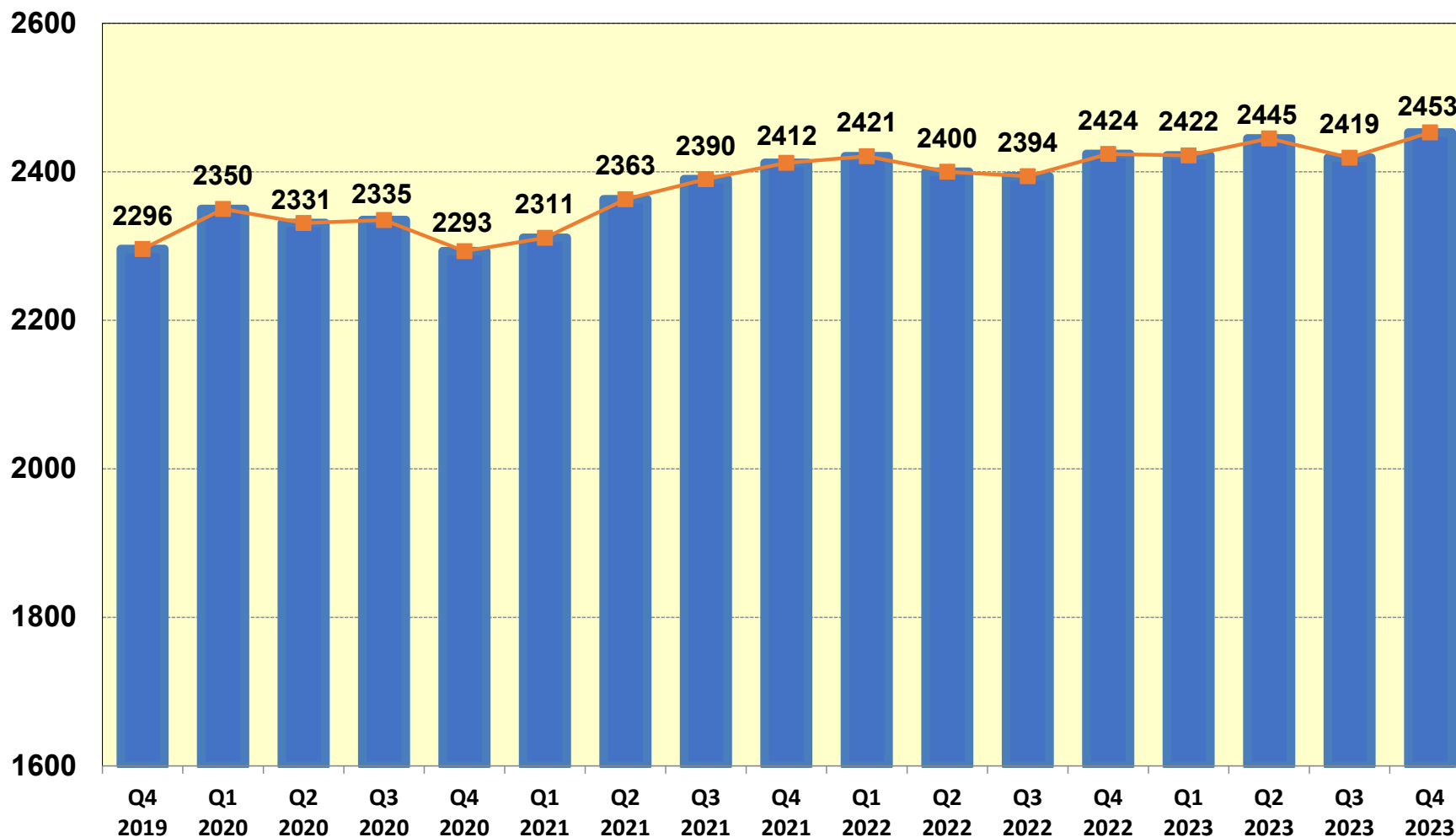


# PCMH Program Growth-Practices & Sites



# PCMH Program Growth - Providers

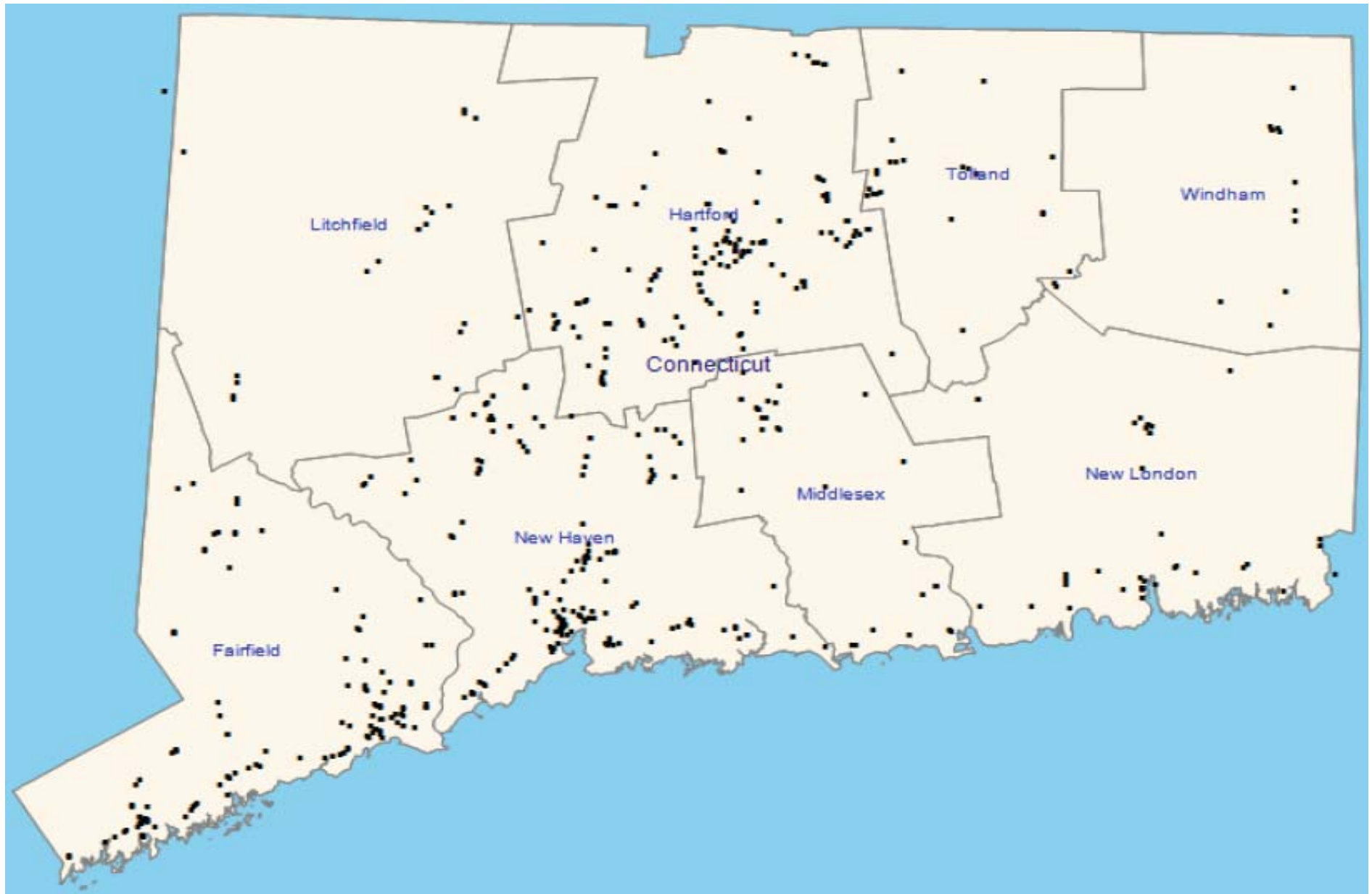
PCMH Total Participating Providers/Practitioners by Quarter  
Quarter ending December 2019 through December 2023





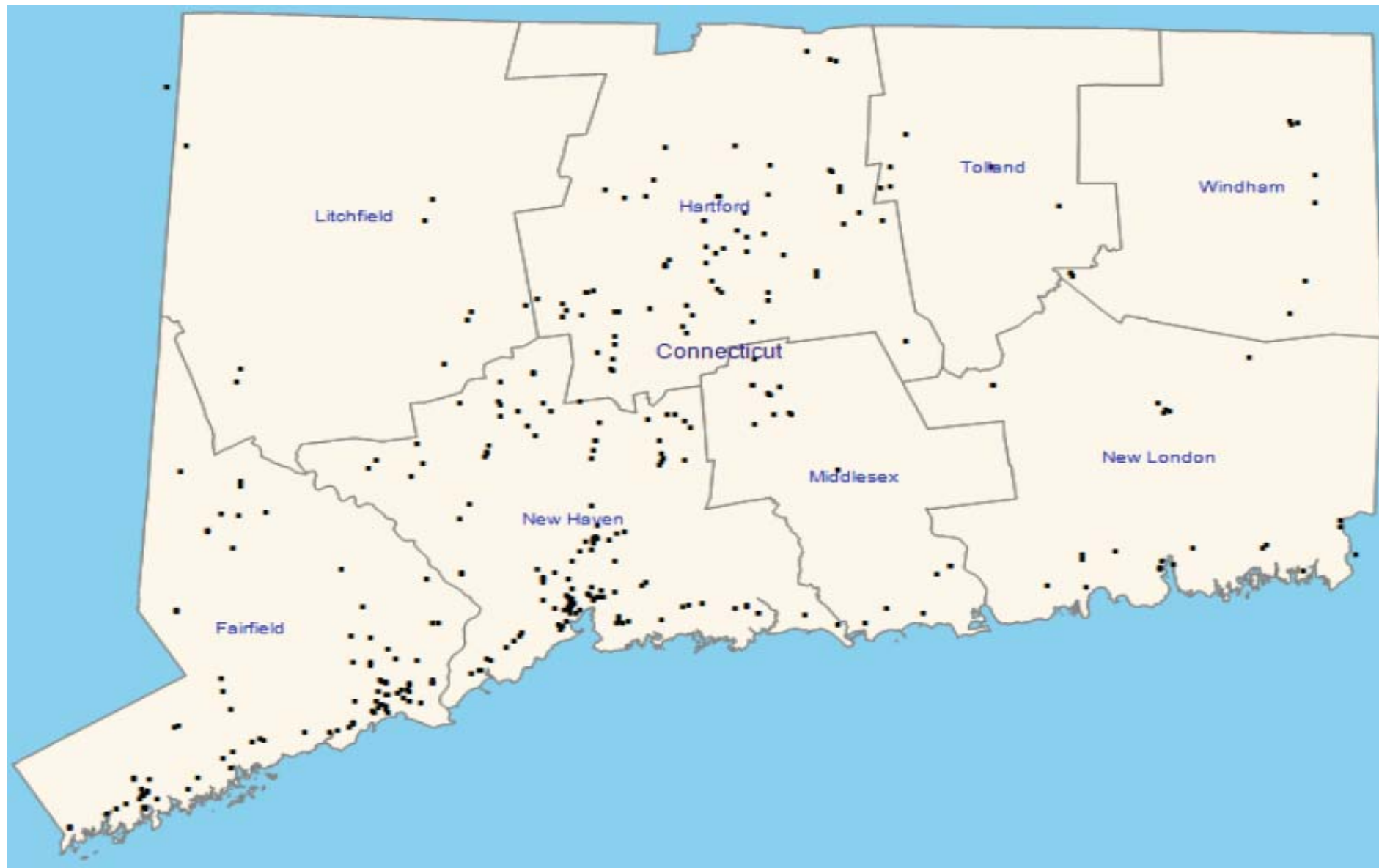
# PCMH Practice Site Locations

# All PCMH Program Practice Site Locations



Note: Data is as of December 31, 2023 – Maps are updated quarterly.

# Internal Medicine PCMH Program Practice Site Locations

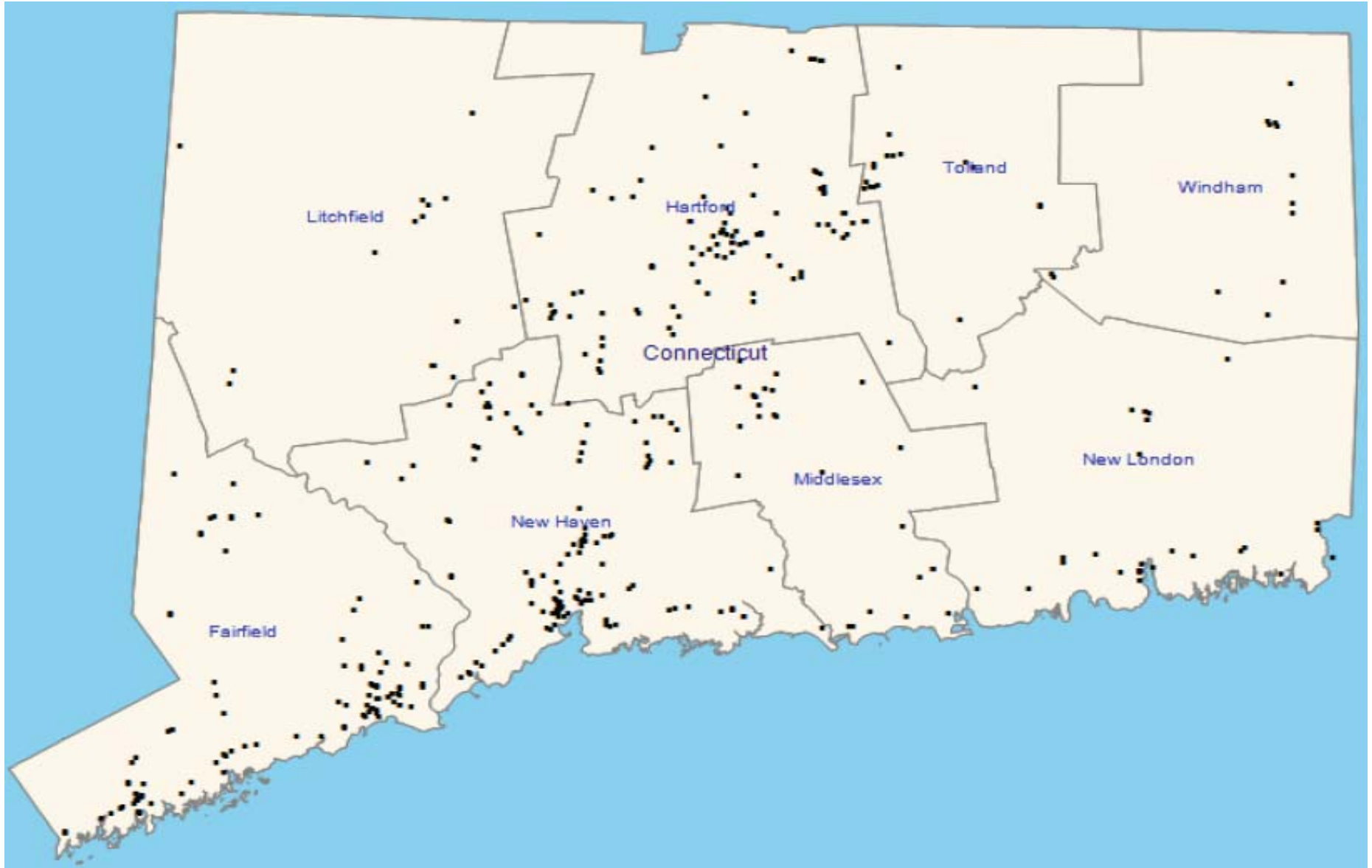


Note: Data is as of December 31, 2023 – Maps are updated quarterly.



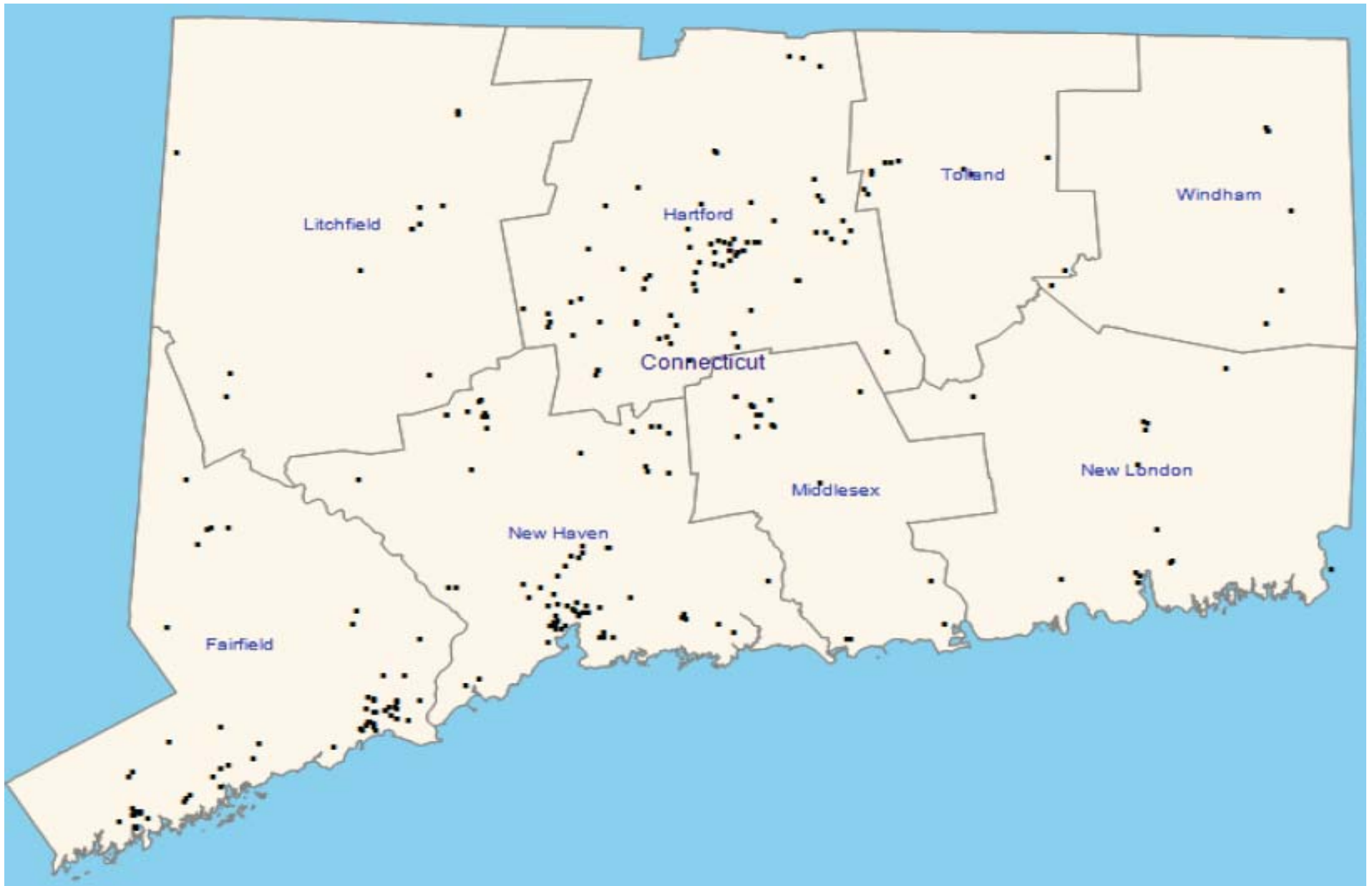
# Family Practice PCMH Program

## Practice Site Locations



Note: Data is as of December 31, 2023 – Maps are updated quarterly.

# Pediatric PCMH Program Practice Site Locations



Note: Data is as of December 31, 2023 – Maps are updated quarterly.